

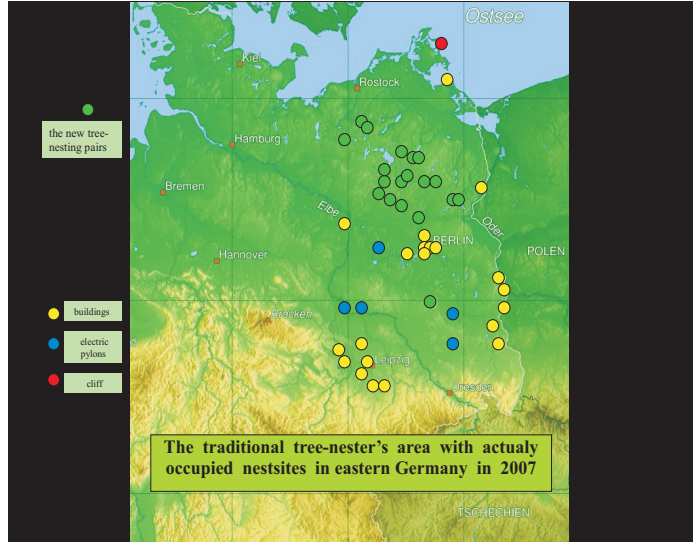


The Peregrine Tree-nesting project in Germany

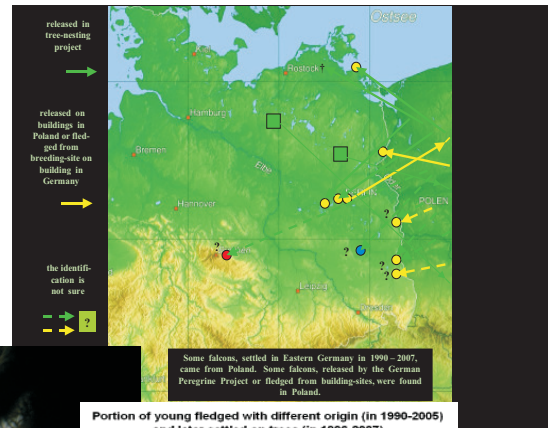
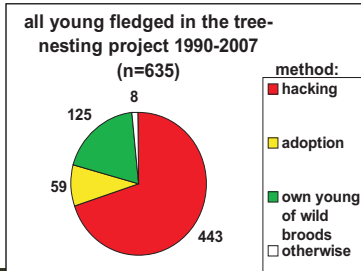
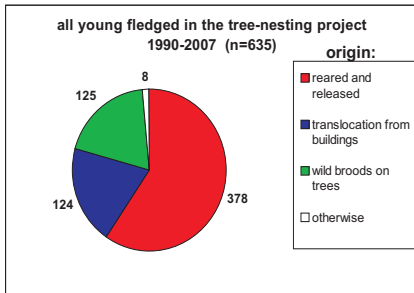
- details about settling behaviour, distribution, nest-site selection -

Life expectancy of tree-nesting Peregrines in the restitution project in eastern Germany relevant at 09.09.2007

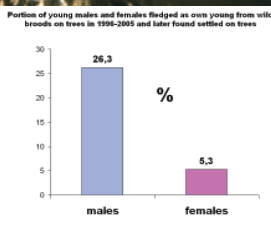

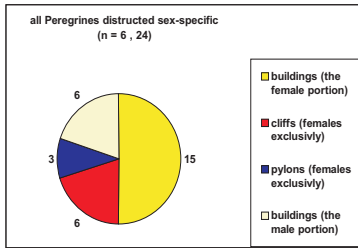

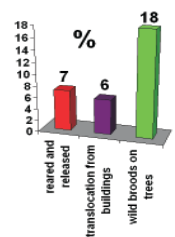
years	released	from wild broods	adopted	total input	survivors of input in the following years																			
					1991	1992	1993	1994	1995	1996	1997	1998	1999	2000	2001	2002	2003	2004	2005	2006	2007	2008	2009	2010
1990	6			6	2.4	2.0	1.7	1.5	1.3	1.1														
1991	8			8	3.2	2.7	2.3	2.0	1.7	1.4	1.2	1.0	0.9	0.7	0.6	0.5	0.5							
1992	8			8																				
1993	20			20	3.2	2.7	2.3	2.0	1.7	1.4	1.2	1.0	0.9	0.7	0.6	0.5	0.5							
1994	19			19	8.0	6.8	5.8	4.9	4.2	3.5	3.0	2.5	2.2	1.9	1.6	1.3	1.1	1.0	0.8	0.7	0.6	0.5		
1995	19			19	7.8	6.5	5.5	4.7	4.0	3.4	2.9	2.4	2.1	1.8	1.5	1.3	1.1	0.9	0.8	0.7	0.6	0.5		
1996	21	3	1	25	7.6	6.5	5.5	4.7	4.0	3.4	2.9	2.4	2.1	1.8	1.5	1.3	1.1	0.9	0.8	0.7	0.6	0.5		
1997	28	2		30	10.0	8.5	7.2	6.1	5.2	4.4	3.8	3.2	2.7	2.3	2.0	1.7	1.4	1.2	1.0					
1998	13	3	3	19	12.0	10.2	8.7	7.4	6.3	5.3	4.5	3.8	3.3	2.8	2.4	2.0	1.7	1.5						
1999	32	5	3	40	7.6	6.5	5.5	4.7	4.0	3.4	2.9	2.4	2.1	1.8	1.5	1.3	1.1	0.9	0.8	0.7	0.6	0.5		
2000	29	8	4	41	16.0	13.6	11.6	9.8	8.4	7.1	6.0	5.1	4.4	3.7	3.1	2.7								
2001	28	2	2	32	16.4	13.9	11.8	10.1	8.6	7.3	6.2	5.3	4.5	3.8	3.2									
2002	13	9	1	23	12.8	10.9	9.2	7.9	6.7	5.7	4.8	4.1	3.5	3.0										
2003	24	11	10	45	9.2	7.8	6.6	5.6	4.8	4.1	3.5	2.9	2.5											
2004	44	11	9	64	18.0	15.3	13.0	11.1	9.4	8.0	6.8	5.8												
2005	38	16	5	59	25.6	21.8	18.5	15.7	13.4	11.4	9.7													
2006	28	16	8	52	23.6	20.1	17.1	14.5	12.3	10.5														
2007	21	35	13	69	20.8	17.7	15.0	12.8	10.9															
2008					27.6	23.5	19.9	16.9																
2009																								
2010																								
total	399	121	59	579	2.0	4.5	6.5	12.3	16.9	20.0	25.5	31.8	33.5	42.1	49.7	53.1	53.0	60.0	72.3	81.5	87.0	87.4	82.8	70.4
					therefrom mature survivors																			
					minus "distraction-effect" 50%																			
					3.3	6.2	8.5	10.0	12.7	15.9	16.8	21.0	24.9	26.6	26.5	30.0	35.2	40.8	43.5	48.7	41.4	35.2		
					calculated tree-nesting pairs																			
					3	4	5	6	8	8	11	12	13	13	15	18	20	22	24	21	18			
					tree-nesting pairs found																			
					1	1	2	2	3	3	3	5	6	9	9	10-14	10-19							



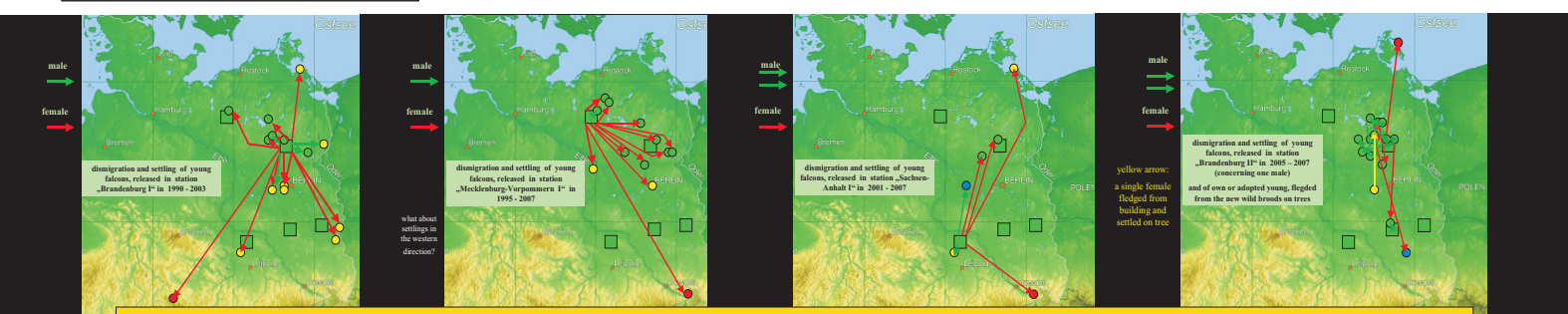
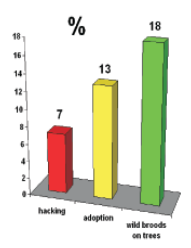
The permanent life expectancy of tree-nesting Peregrines in the restitution project in eastern Germany



Portion of young fledged with different origin (in 1990-2005) and later settled on trees (in 1996-2007)



Portion of Peregrines becoming tree-nester (in 1996-2007), dependent on method of release or wild brood respectively (in 1990-2005)



Dismigration and settling of young falcons, released in 4 different wild stations in east Germany (1990 - 2007) and of own or adopted young, fledged from the new wild broods on trees (1996 - 2007)